

VILLAGE WALK

18700 VENTURA BLVD., TARZANA, CA

SIGNAGE & WAYFINDING - PERMITTING SUBMITTAL DRAWINGS



IDENTITY
DESIGN
SIGNS
SOLUTIONS

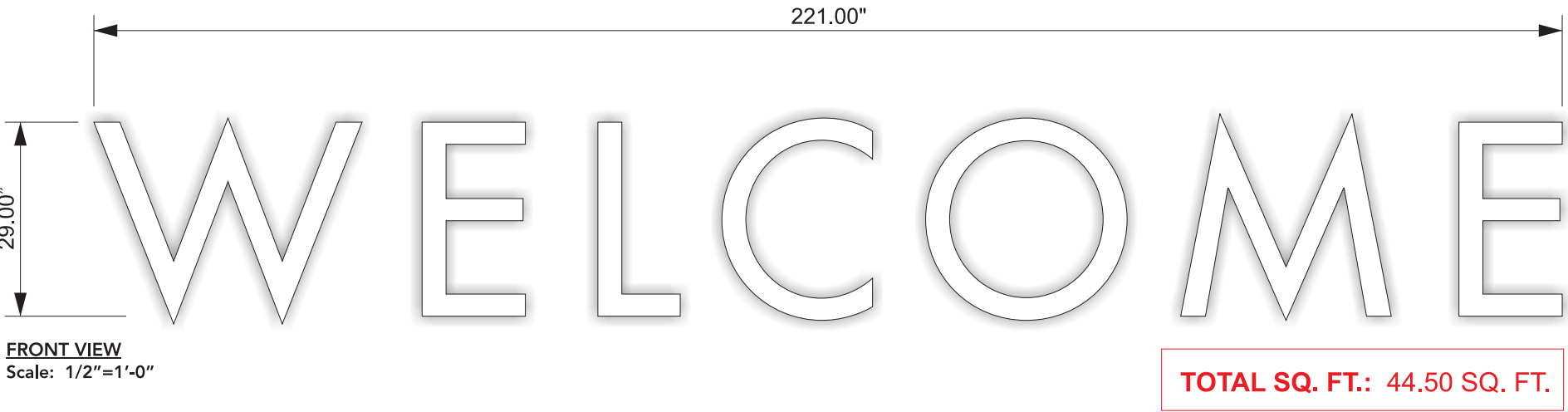
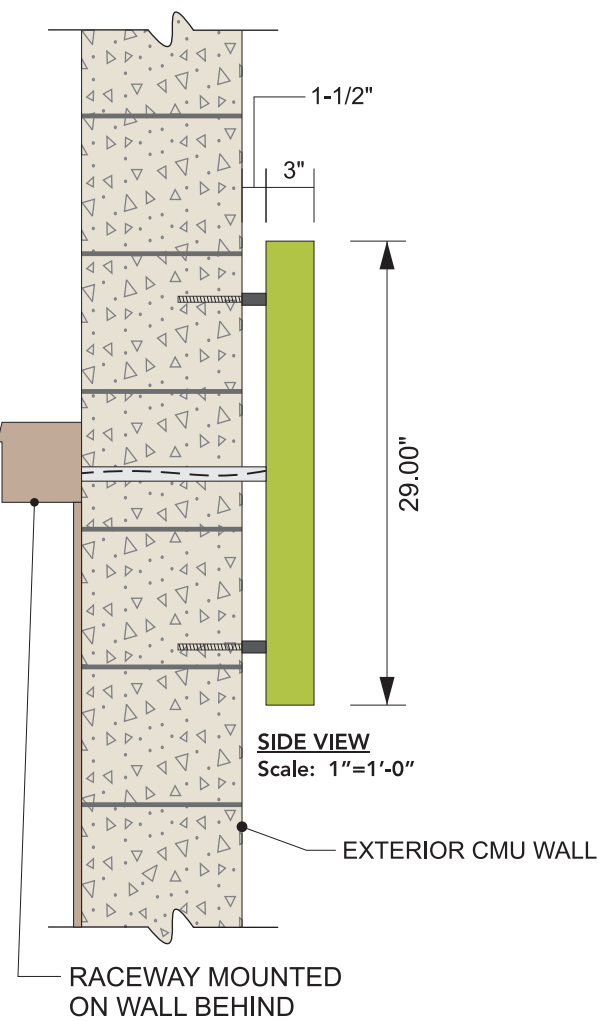
410 Atlantic Avenue
Rochester, NY 14609
T: 585.266.5750
F: 585.266.5798
www.idsignsystems.com



APRIL 2, 2015

Revision: #7

A1 SIGNAGE LAYOUT
Scale: As Noted



QTY: 1
Description
A1 Signage - Reverse-Illuminated Parking Entrance ID on Wall (Direction)

Materials
"WELCOME" Sign: 29"H x 3"D (221" overall width) fabricated aluminum sign (1/8"T face / 1/16"T returns)
w/ internal LED's for reverse-lit application
Illumination: White JT LED's w/ exterior rated 12V power supply
Raceway: 5" x 5" x 1/16"T aluminum raceway mounted to backside of wall behind signage (48" centered behind signage)

Color/Finish
Faces: Painted to match (P3)
Returns: Painted to match (P1)
Raceway: Painted to match building facade

Mounting
Hardware: 1/4" DIA aluminum studs welded to back of signage
Signage is stud & silicone mounted to exterior CMU block wall (1-1/2" away from wall) with raceway mounted on backside of wall behind signage (raceway mounted to CMU wall with 1/4"DIA Tapcon screws @ 2-3/4" long)



TYPICAL BACKSIDE OF WALL (SHOWING MOUNTED RACEWAY)
Scale: N.T.S.



CORPORATE OFFICE
410 Atlantic Avenue Rochester, NY 14609
IDSignsystems.com
(585) 266-5750 (585) 266-5798

CLIENT



VILLAGE WALK

DRAWING DESCRIPTION
PARKING ENTRANCE ID - OVERHEAD

SIGN TYPE
A1

ACCOUNT MANAGER DESIGNER
P. DUDLEY NGS

QTY. DRAWING # DATE
1 ID#2221 2/20/2015

DATE REVISIONS REVISIONS INITIAL
4/2 PERMIT DRAWINGS NGS

THE PURPOSE OF THIS DRAWING IS FOR
☒ Client Approval ☐ Estimating ☐ Production

I have carefully reviewed and hereby accept the drawing(s) as shown. I realize that any changes to these designs made before or after production may alter the contract price. All changes must be in writing and approved by both parties prior to production.

SIGNATURE

DATE

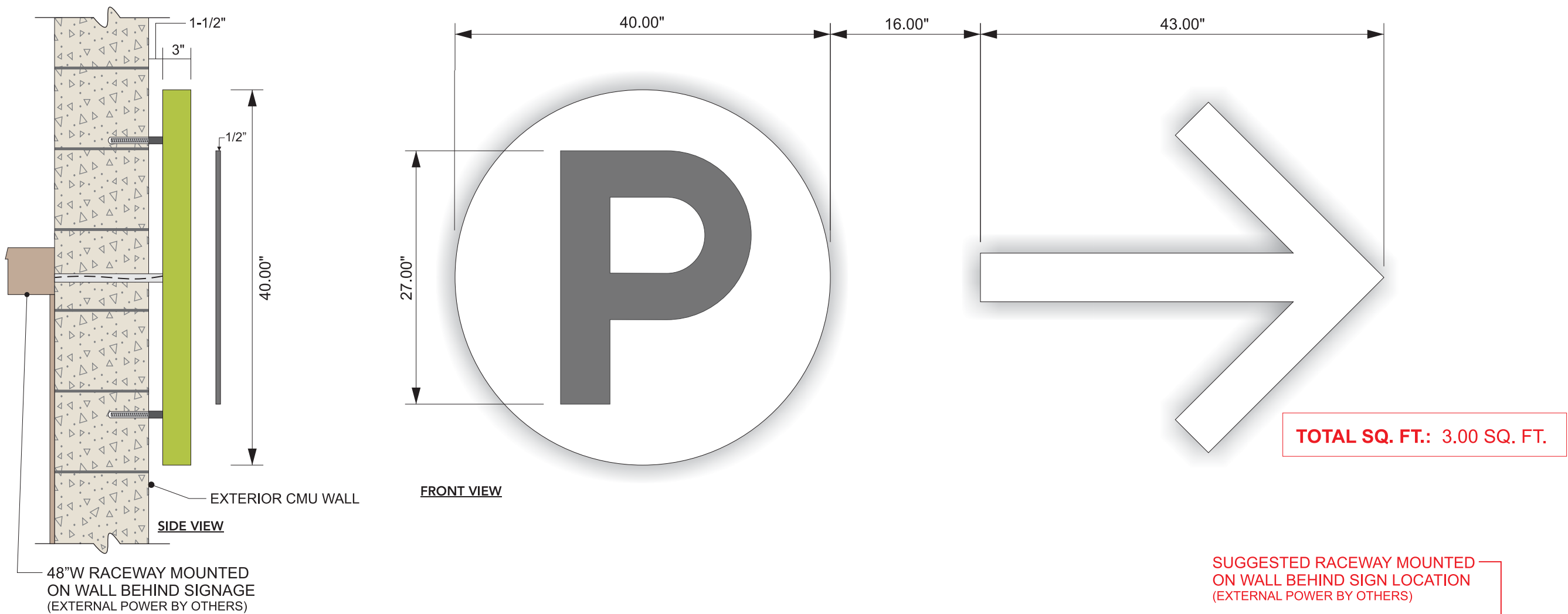
The custom artwork depicted herein is for representational purposes only and may not exactly match the colors of the product.
This is an original unpublished drawing created by ID Signsystems, Inc. It is submitted only for your personal use in connection with a project being prepared for you by ID Signsystems, Inc. It is not to be shown to anyone outside your organization, nor is it to be use, reproduced, or exhibited in any fashion.



PAGE NUMBER

A1 SIGNAGE LAYOUT

Scale: 1" = 1'-0"



QTY: 1
Description
A1 Signage - Reverse-Illuminated Parking Entrance ID on Wall (Direction)

Materials
Parking Sign: 40"DIA x 3"D fabricated aluminum sign (3/16"T face / 1/16"T returns)
w/ face applied "P" symbol and internal LED's for reverse-lit application
"P" Symbol: 1/2"T aluminum mechanically mounted to front of circle
Arrow Sign: 43"W x 3"D fabricated aluminum sign (3/16"T face / 1/16"T returns)
w/ internal LED's for reverse-lit application
Illumination: White JT LED's w/ exterior rated 12V power supply
Raceway: 5" x 5" x 1/16" T aluminum raceway mounted to backside of wall behind signage (48"wide behind signage)

Color/Finish
Faces: Painted to match (P3)
Returns: Painted to match (P1)
"P": Painted to match (P5)
Raceway: Painted to match building facade

Mounting
Hardware: 1/4" DIA aluminum studs welded to back of signage
Signage is stud & silicone mounted to exterior CMU block wall (1-1/2" away from wall) with raceway mounted on backside of wall behind signage (raceway mounted to CMU wall with 1/4"DIA Tapcon screws @ 2-3/4"long

SUGGESTED RACEWAY MOUNTED ON WALL BEHIND SIGN LOCATION (EXTERNAL POWER BY OTHERS)



TYPICAL BACKSIDE OF WALL (SHOWING MOUNTED RACEWAY)
Scale: N.T.S.



CORPORATE OFFICE
410 Atlantic Avenue Rochester, NY 14609
IDSignsystems.com
(585) 266-5750 (585) 266-5798

CLIENT



VILLAGE WALK

DRAWING DESCRIPTION
PARKING ENTRANCE ID - DIRECTION

SIGN TYPE
A1

ACCOUNT MANAGER
P. DUDLEY

DESIGNER
NGS

QTY. 1
DRAWING # ID#2221
DATE 2/20/2015

DATE 4/2
REVISIONS PERMIT DRAWINGS
REVISIONS INITIAL NGS

THE PURPOSE OF THIS DRAWING IS FOR
☒ Client Approval ☐ Estimating ☐ Production

I have carefully reviewed and hereby accept the drawing(s) as shown. I realize that any changes to these designs made before or after production may alter the contract price. All changes must be in writing and approved by both parties prior to production.

SIGNATURE

DATE

The custom artwork depicted herein is for representational purposes only and may not exactly match the colors of the product. This is an original unpublished drawing created by ID Signsystems, Inc. It is submitted only for your personal use in connection with a project being prepared for you by ID Signsystems, Inc. It is not to be shown to anyone outside your organization, nor is it to be use, reproduced, or exhibited in any fashion.

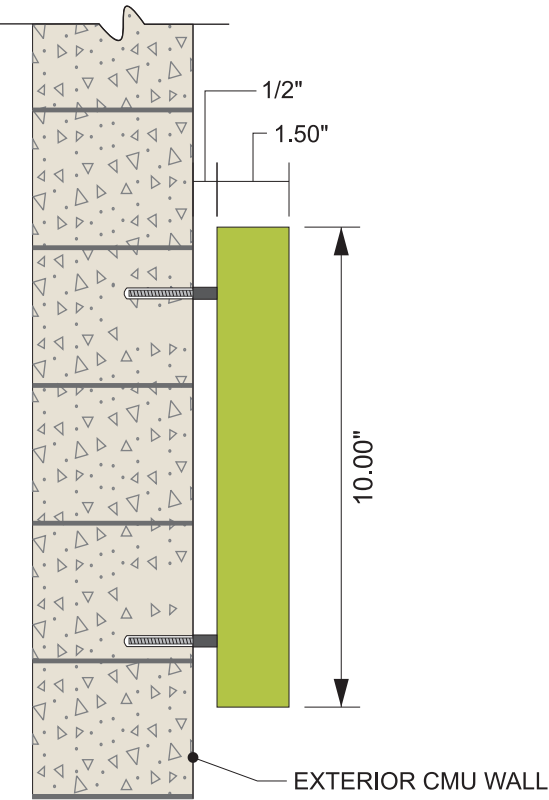
UL LISTED
UXYT.E318747

Electric signs produced at ID Signsystems, Inc. conform to UL Standards and display the Underwriter's Laboratories labels.

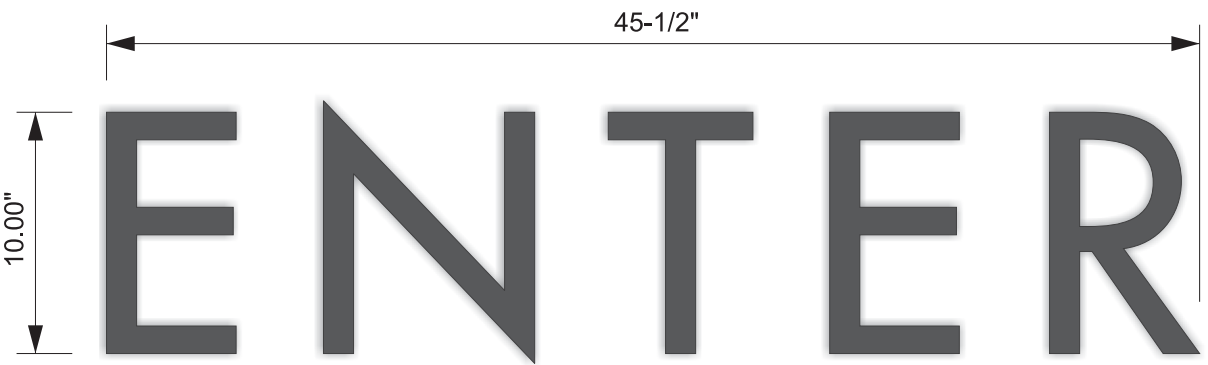
PAGE NUMBER

A2 SIGNAGE LAYOUT

Scale: As Noted



SIDE VIEW
Scale: 1"=4"



FRONT VIEW
Scale: 1-1/2"=1'-0"

TOTAL SQ. FT.: 3.16 SQ. FT.



FRONT VIEW
Scale: 1-1/2"=1'-0"

TOTAL SQ. FT.: 2.05 SQ. FT.


QTY: 1 SET (ENTER/EXIT)

Description
A2 Signage - Non-Illuminated "ENTER / EXIT" Entrance ID on Wall (Overhead)

Materials
"ENTER / EXIT" Sign: 10"H x 1-1/2"D brushed aluminum w/ 3/16" dia stud mounts

Color/Finish
Faces: Painted to match (P5)
Returns: Painted to match (P1)

Mounting
Hardware: 1/4" DIA aluminum studs welded to back of signage
Signage is stud & silicone mounted to exterior CMU block wall (stud mounted 1/2" away from wall)



NORTH ELEVATION
Scale: N.T.S.



CORPORATE OFFICE
410 Atlantic Avenue Rochester, NY 14609
IDSignsystems.com
(585) 266-5750 (585) 266-5798

CLIENT



VILLAGE WALK

DRAWING DESCRIPTION
PARKING ENTRANCE ID - OVERHEAD

SIGN TYPE
A2

ACCOUNT MANAGER
P. DUDLEY

DESIGNER
NGS

QTY. DRAWING # DATE
1 SET ID#2221 2/20/2015

DATE REVISIONS REVISIONS INITIAL
4/2 PERMIT DRAWINGS NGS

THE PURPOSE OF THIS DRAWING IS FOR
☒ Client Approval ☐ Estimating ☐ Production

I have carefully reviewed and hereby accept the drawing(s) as shown. I realize that any changes to these designs made before or after production may alter the contract price. All changes must be in writing and approved by both parties prior to production.

SIGNATURE

DATE

The custom artwork depicted herein is for representational purposes only and may not exactly match the colors of the product. This is an original unpublished drawing created by ID Signsystems, Inc. It is submitted only for your personal use in connection with a project being prepared for you by ID Signsystems, Inc. It is not to be shown to anyone outside your organization, nor is it to be use, reproduced, or exhibited in any fashion.

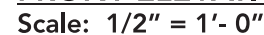
UL LISTED
UXYT.E318747
Electric signs produced at ID Signsystems, Inc. conform to UL Standards and display the Underwriter's Laboratories labels.

PAGE NUMBER

Scale: $3/4'' = 1' - 0''$



FRONT VIEW
Scale: $3/4"=1'-0"$



QTY: 1

Description

A2.1 Signage - Non-Illuminated "VILLAGE WALK PARKING" Entrance ID on Wall (Overhead)

Materials

"VILLAGE WALK PARKING" Sign: 11"H x 2"D fabricated letters (1/8"T face / 1/16"T returns) stud mounted 1/2" off wall

Hardware: 1/4" studs w/ 1/2" spacer (spacer painted to match (P1) return color)

Color/Finish

Faces: Painted to match (P3)

Returns: Painted to match (P1)

Mounting

Hardware: 1/4" DIA aluminum studs welded to back of signage

Signage is stud & silicone mounted to exterior CMU block wall (1/2" away from wall)



410 Atlantic Avenue Rochester, NY 14609

IDSignsystems.com

 (585) 266-5750 (585) 266-5798

CLIENT



VILLAGE WALK

DRAWING DESCRIPTION

PARKING ENTRANCE ID - OVERHEAD

SIGN TYPE

A2.1

ACCOUNT MANAGER	DESIGNER
P. DUDLEY	NGS

QTY.	DRAWING #	DATE
1	ID#2221	2/20/2015

		REVISIONS
DATE	REVISIONS	INITIAL
4/2	PERMIT DRAWINGS	NGS

THE PURPOSE OF THIS DRAWING IS FOR

■ Client Approval □ Estimating □ Production

I have carefully reviewed and hereby accept the drawing(s) as shown. I realize that any changes to these designs made before or after production may alter the contract price. All changes must be in writing and approved by both parties prior to production.

SIGNATURE

DATE _____

The custom artwork depicted herein is for representational purposes only and may not exactly match the colors of the product.

This is an original unpublished drawing created by ID Signsystems, Inc. It is submitted only for your personal use in connection with a project being prepared for you by ID Signsystems, Inc. It is not to be shown to anyone outside your organization, nor is it to be used, reproduced, or exhibited in any fashion.

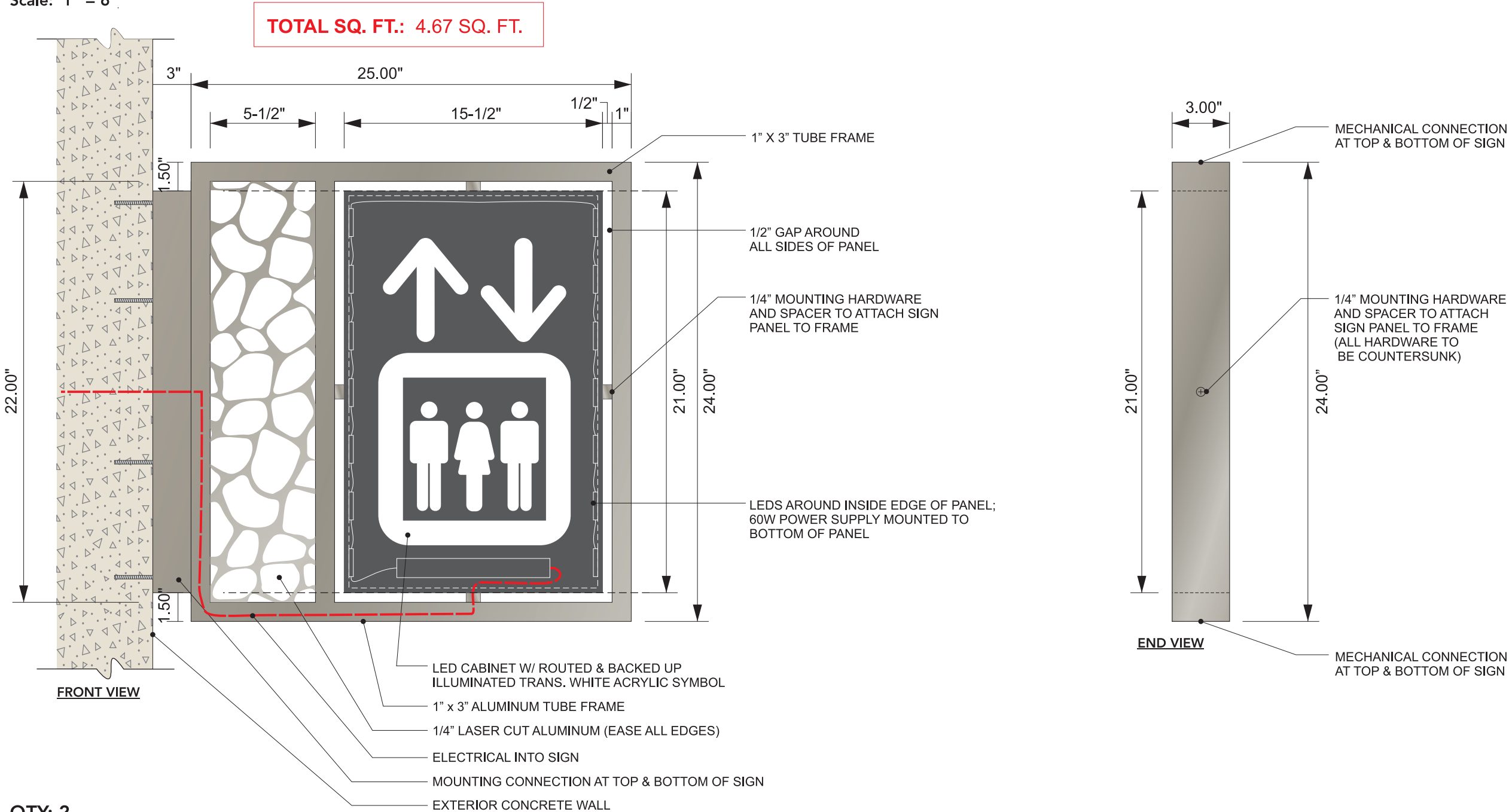


Electric signs produced at ID Signsystems, Inc. conform to UL Standards and display the Underwriter's Laboratories labels.

PAGE NUMBER

A3 SIGNAGE LAYOUT

Scale: 1" = 6"



QTY: 2
Description
A3 Signage - Double-sided Illuminated Elevator ID (Blade)

Materials
Blade Frame: 24"H x 25"W x 3" aluminum tube frame w/ laser engraved 1/4" aluminum detail w/ eased edges
Symbol Panel: 21"H x 13-1/2"W x 2" aluminum LED cabinet w/ routed & backed up translucent white acrylic symbols
Illumination: illuminated sign w/ white JT LED's (or equal)

Color/Finish
Aluminum Frame: Painted to match (P13)
Symbol Panel: Painted to match (P5)

Mounting
Hardware: (4) -1/2"DIA F1554 gr36 threaded rod w/ flat & lock washers and double nuts
Hilti HIT-HY 200 structural adhesive
Signage is mounted to exterior concrete wall (projecting)



CORPORATE OFFICE
410 Atlantic Avenue Rochester, NY 14609
IDSignsystems.com
(585) 266-5750 (585) 266-5798

CLIENT



VILLAGE WALK

DRAWING DESCRIPTION
ELEVATOR ID - BLADE

SIGN TYPE
A3

ACCOUNT MANAGER DESIGNER
P. DUDLEY NGS

QTY. DRAWING # DATE
2 ID#2221 2/20/2015

DATE REVISIONS REVISIONS INITIAL
4/2 PERMIT DRAWINGS NGS

THE PURPOSE OF THIS DRAWING IS FOR
☒ Client Approval ☐ Estimating ☐ Production

I have carefully reviewed and hereby accept the drawing(s) as shown. I realize that any changes to these designs made before or after production may alter the contract price. All changes must be in writing and approved by both parties prior to production.

SIGNATURE

DATE

The custom artwork depicted herein is for representational purposes only and may not exactly match the colors of the product.
This is an original unpublished drawing created by ID Signsystems, Inc. It is submitted only for your personal use in connection with a project being prepared for you by ID Signsystems, Inc. It is not to be shown to anyone outside your organization, nor is it to be use, reproduced, or exhibited in any fashion.

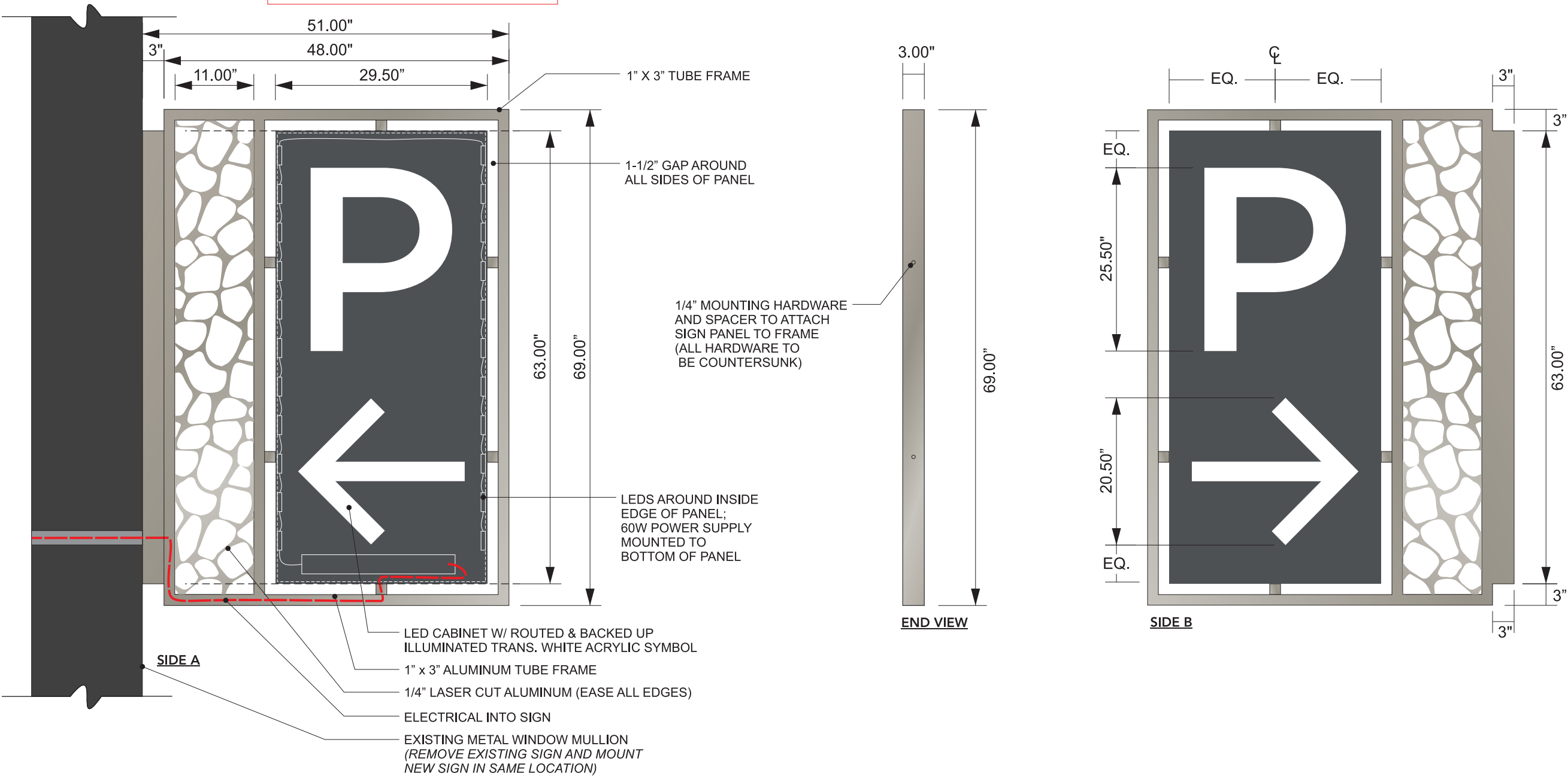


PAGE NUMBER

B1 SIGNAGE LAYOUT

Scale: 1" = 16"

TOTAL SQ. FT.: 24.43 SQ. FT.



QTY: 1
Description
B1 Signage - Parking Direction (Blade)

Materials
Blade Frame: 69"H x 51"W x 3" aluminum tube frame w/ laser engraved 1/4" aluminum detail w/ eased edges
Symbol Panel: 63"H x 29-1/2"W x 2" aluminum LED cabinet w/ routed & backed up translucent white acrylic symbols
Illumination: illuminated sign w/ white JT LED's (or equal)

Color/Finish
Aluminum Frame: Painted to match (P13)
Symbol Panel: Painted to match (P5)

Mounting
Hardware: (9) -1/2"DIA F1554 gr36 threaded rod w/ flat & lock washers and double nuts
Hilti HIT-HY 200 structural adhesive
Signage is mounted to exterior window mullion (projecting)



CORPORATE OFFICE
410 Atlantic Avenue Rochester, NY 14609
IDSignsystems.com
(585) 266-5750 (585) 266-5798

CLIENT



VILLAGE WALK

DRAWING DESCRIPTION
ELEVATOR ID - BLADE

SIGN TYPE
B1

ACCOUNT MANAGER DESIGNER
P. DUDLEY NGS

QTY. DRAWING # DATE
1 ID#2221 2/20/2015

DATE REVISIONS REVISIONS INITIAL
4/2 PERMIT DRAWINGS NGS

THE PURPOSE OF THIS DRAWING IS FOR
☒ Client Approval ☐ Estimating ☐ Production

I have carefully reviewed and hereby accept the drawing(s) as shown. I realize that any changes to these designs made before or after production may alter the contract price. All changes must be in writing and approved by both parties prior to production.

SIGNATURE

DATE

The custom artwork depicted herein is for representational purposes only and may not exactly match the colors of the product. This is an original unpublished drawing created by ID Signsystems, Inc. It is submitted only for your personal use in connection with a project being prepared for you by ID Signsystems, Inc. It is not to be shown to anyone outside your organization, nor is it to be use, reproduced, or exhibited in any fashion.



PAGE NUMBER

A8 SIGNAGE LAYOUT

Scale: 1/2" = 1'-0"

QTY: 2 SETS (Vinyl & Letters)

Description

A8 Signage - Elevator Portal ID

Materials

Letters: 11"H x 2"D Fabricated aluminum "ELEVATORS" letters mounted to underside of front edge of canopy

Hardware: 1/4" aluminum studs at top of letters to fasten into canopy; nut off studs and cut down so minimal stud projects above canopy beam

Vinyl: Vinyl digitally cut giraffe pattern applied to underside of glass canopy panels

Color/Finish

Letters: Painted to match (P13)

Hardware: All hardware painted to match canopy color

Vinyl: 3M vinyl (V3)

Font

Futura Medium

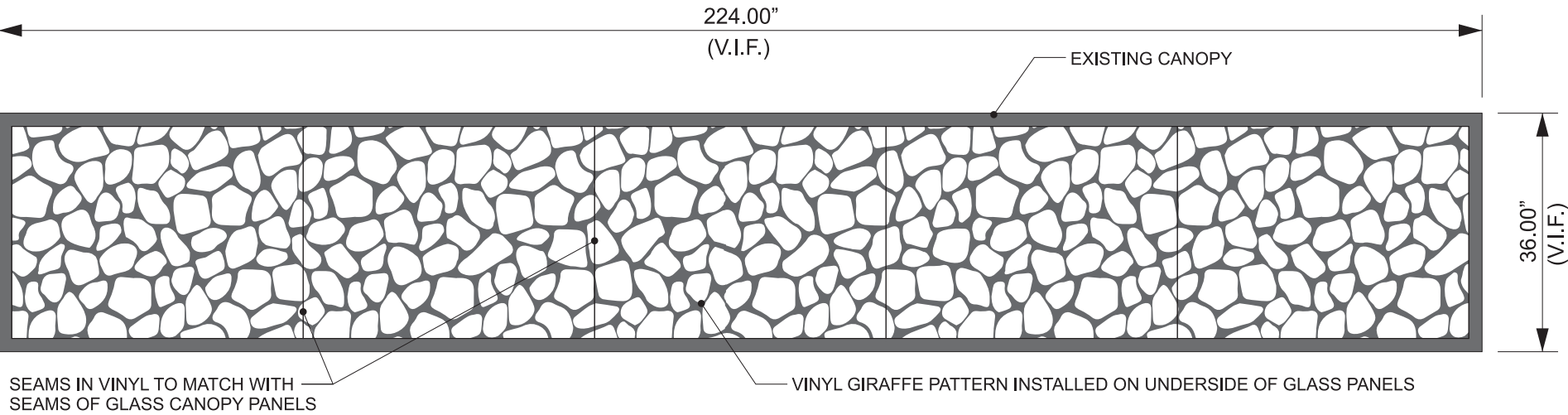
Mounting

Hardware: 1/4" DIA aluminum studs welded to top of each letter

FCO letters are stud mounted to underside of front edge of canopy

TOP VIEW

Scale: 1/2"=1'-0"



FRONT VIEW

Scale: 1/2"=1'-0"

TOTAL SQ. FT.: 24.43 SQ. FT.

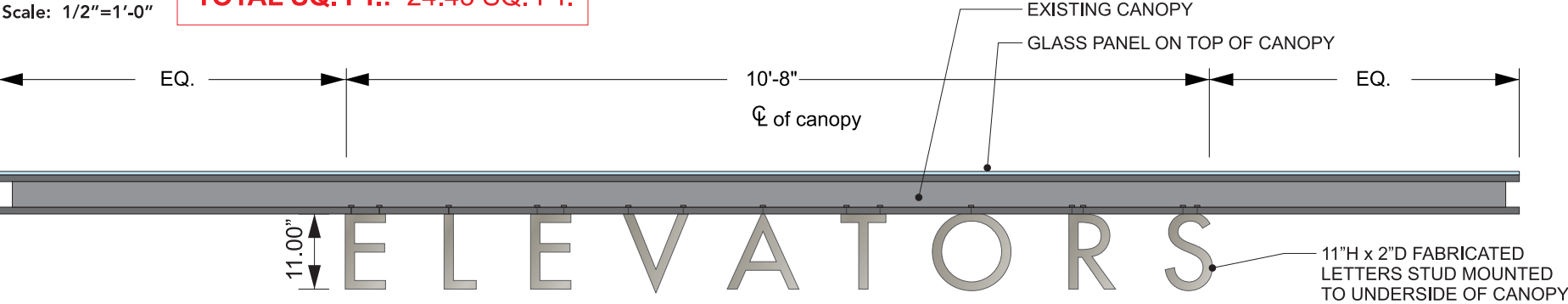


PHOTO RENDERING

Scale: N.T.S.

"ELEVATORS" FABRICATED SIGNAGE MOUNTED TO UNDERSIDE OF FRONT EDGE OF CANOPY



CORPORATE OFFICE
410 Atlantic Avenue Rochester, NY 14609
IDSignsystems.com
(585) 266-5750 (585) 266-5798

CLIENT



VILLAGE WALK

DRAWING DESCRIPTION
ELEVATOR PORTAL ID

SIGN TYPE
A8

ACCOUNT MANAGER DESIGNER
P. DUDLEY NGS

QTY. DRAWING # DATE
2 SETS ID#2221 2/20/2015

DATE REVISIONS REVISIONS INITIAL
4/2 PERMIT DRAWINGS NGS

THE PURPOSE OF THIS DRAWING IS FOR
☒ Client Approval ☐ Estimating ☐ Production

I have carefully reviewed and hereby accept the drawing(s) as shown. I realize that any changes to these designs made before or after production may alter the contract price. All changes must be in writing and approved by both parties prior to production.

SIGNATURE

DATE

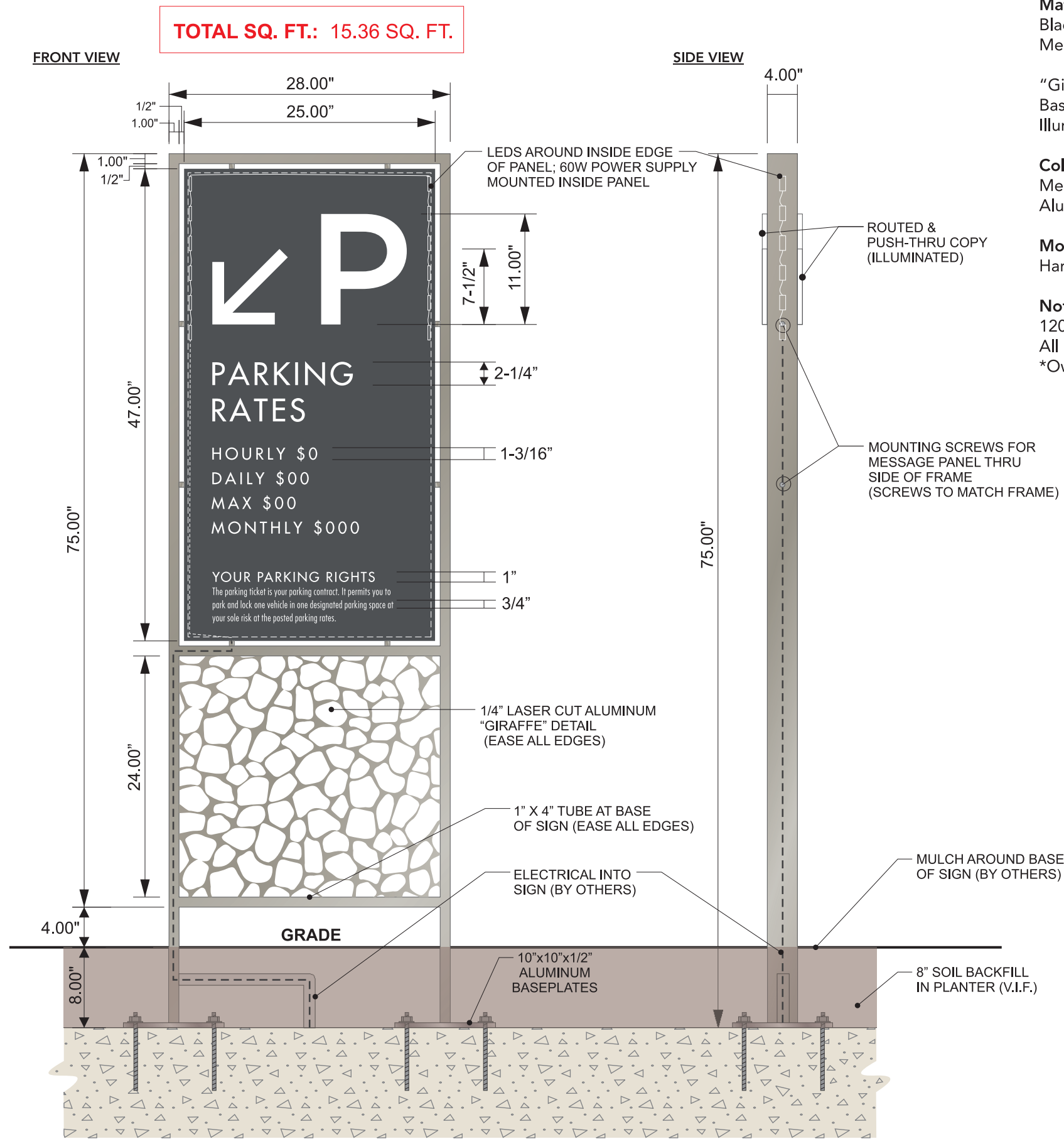
The custom artwork depicted herein is for representational purposes only and may not exactly match the colors of the product. This is an original unpublished drawing created by ID Signsystems, Inc. It is submitted only for your personal use in connection with a project being prepared for you by ID Signsystems, Inc. It is not to be shown to anyone outside your organization, nor is it to be used, reproduced, or exhibited in any fashion.

UL LISTED UXYT.E318747 Electric signs produced at ID Signsystems, Inc. conform to UL Standards and display the Underwriter's Laboratories labels.

PAGE NUMBER

B2 SIGNAGE LAYOUT

Scale: 1" = 1'-0"



QTY: 1

Description

B2 Signage - Parking Entrance Directional Pylon

Materials

Blade Frame: 75"H x 28"W x 3" aluminum tube frame (1" x 4" and 2"x4" tube)
Message Panel: 46"H x 24"W x 3" aluminum cabinet routed w/ 1/4" pushed-thru translucent white acrylic copy (primary) & white vinyl copy (secondary)
"Giraffe" Lasered Detail: 24" x 26" x 1/4" aluminum laser cut detail (sandblasted)
Baseplate: 10"W x 10"D x 1/2"T aluminum baseplates (2 per sign)
Illumination: Illuminated sign cabinet w/ white JT LED's (or equal)

Color/Artwork


Message Panel: Painted to match (P5)
Aluminum Frame & "Giraffe" Laser Detail Panel: Painted to match (P13)

Mounting

Hardware: (4) -1/2"DIA F1554 gr36 threaded rod @ min 10" embedment

Notes

120V power required at sign location
All hardware to be countersunk, filled and hidden
*Owner to provide final copy for all signage



REAR VIEW
Scale: 3/4"=1'-0"



ID SIGNSYSTEMS

CORPORATE OFFICE

410 Atlantic Avenue Rochester, NY 14609

IDSignsystems.com

(585) 266-5750 (585) 266-5798

CLIENT



VILLAGE WALK

DRAWING DESCRIPTION

PARKING ENTRANCE DIRECTIONAL PYLON

SIGN TYPE

B2

ACCOUNT MANAGER P. DUDLEY DESIGNER NGS

QTY: 1 DRAWING # ID#2221 DATE 2/20/2015

DATE 4/2 REVISIONS PERMIT DRAWINGS INITIAL NGS

THE PURPOSE OF THIS DRAWING IS FOR

Client Approval Estimating Production

I have carefully reviewed and hereby accept the drawing(s) as shown. I realize that any changes to these designs made before or after production may alter the contract price. All changes must be in writing and approved by both parties prior to production.

SIGNATURE

DATE

The custom artwork depicted herein is for representational purposes only and may not exactly match the colors of the product. This is an original unpublished drawing created by ID Signsystems, Inc. It is submitted only for your personal use in connection with a project being prepared for you by ID Signsystems, Inc. It is not to be shown to anyone outside your organization, nor is it to be used, reproduced, or exhibited in any fashion.



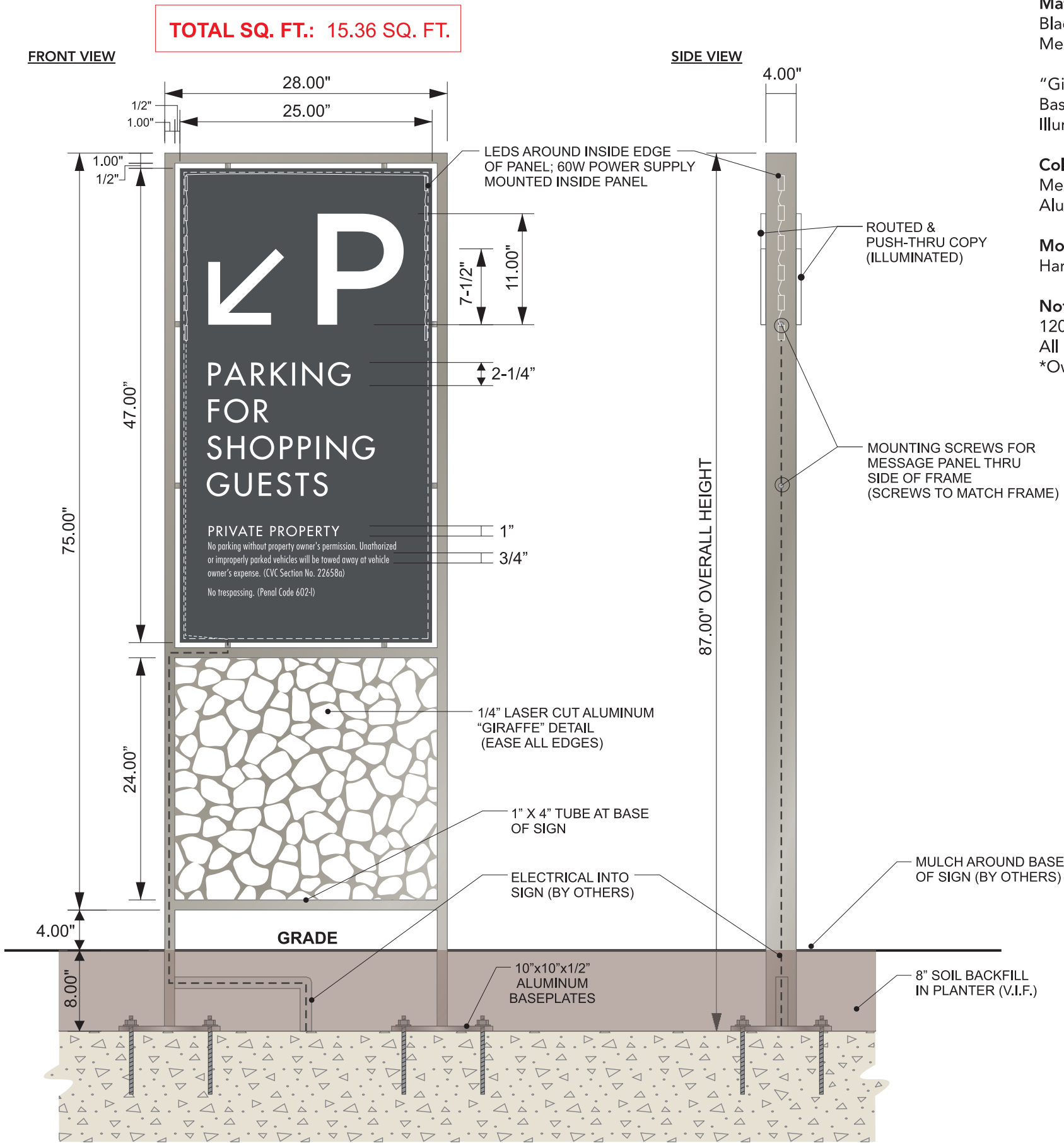
Electric signs produced at ID Signsystems, Inc. conform to UL Standards and display the Underwriter's Laboratories labels.

PAGE NUMBER

9 of 15

B3 SIGNAGE LAYOUT

Scale: 1" = 1'-0"



QTY: 1

Description

B3 Signage - Parking Entrance Directional Pylon

Materials

Blade Frame: 75"H x 28"W x 4" aluminum tube frame (1" x 4" and 2"x4" tube)
Message Panel: 46"H x 24"W x 4" aluminum cabinet routed w/ 1/4" pushed-thru translucent white acrylic copy (primary) & white vinyl copy (secondary)
"Giraffe" Lasered Detail: 24" x 26" x 1/4" aluminum laser cut detail (sandblasted)
Baseplate: 10"W x 10"D x 1/2"T aluminum baseplates (2 per sign)
Illumination: Illuminated sign cabinet w/ white JT LED's (or equal)

Color/Artwork

Message Panel: Painted to match (P5)
Aluminum Frame & "Giraffe" Laser Detail Panel: Painted to match (P13)

Mounting

Hardware: (4) -1/2"DIA F1554 gr36 threaded rod @ min 10" embedment

Notes

120V power required at sign location
All hardware to be countersunk, filled and hidden
*Owner to provide final copy for all signage



REAR VIEW
Scale: 3/4"=1'-0"



CORPORATE OFFICE
410 Atlantic Avenue Rochester, NY 14609
IDSignsystems.com
(585) 266-5750 (585) 266-5798

CLIENT



VILLAGE WALK

DRAWING DESCRIPTION

PARKING ENTRANCE DIRECTIONAL PYLON

SIGN TYPE

B3

ACCOUNT MANAGER P. DUDLEY DESIGNER NGS

QTY: 1 DRAWING # ID#2221 DATE 2/20/2015

DATE 4/2 REVISIONS PERMIT DRAWINGS INITIAL NGS

THE PURPOSE OF THIS DRAWING IS FOR

Client Approval Estimating Production

I have carefully reviewed and hereby accept the drawing(s) as shown. I realize that any changes to these designs made before or after production may alter the contract price. All changes must be in writing and approved by both parties prior to production.

SIGNATURE

DATE

The custom artwork depicted herein is for representational purposes only and may not exactly match the colors of the product. This is an original unpublished drawing created by ID Signsystems, Inc. It is submitted only for your personal use in connection with a project being prepared for you by ID Signsystems, Inc. It is not to be shown to anyone outside your organization, nor is it to be used, reproduced, or exhibited in any fashion.

UL LISTED Electric signs produced at ID Signsystems, Inc. conform to UL Standards and display the Underwriter's Laboratories labels.

PAGE NUMBER

10 of 15

VILLAGE WALK		
DRAWING DESCRIPTION		
BUILDING ELEVATION		
SIGN TYPE		
A3		
ACCOUNT MANAGER		DESIGNER
P. DUDLEY		NGS
QTY.	DRAWING #	DATE
	ID#2221	2/20/2015
DATE		REVISIONS INITIAL
4/2		PERMIT DRAWINGS NGS

THE PURPOSE OF THIS DRAWING IS FOR

☒ Client Approval

☐ Estimating

☐ Production

I have carefully reviewed and hereby accept the drawing(s) as shown. I realize that any changes to these designs made before or after production may alter the contract price. All changes must be in writing and approved by both parties prior to production.

SIGNATURE

DATE

The custom artwork depicted herein is for representational purposes only and may not exactly match the colors of the product.

This is an original unpublished drawing created by ID Signsystems, Inc. It is submitted only for your personal use in connection with a project being prepared for you by ID Signsystems, Inc. It is not to be shown to anyone outside your organization, nor is it to be use, reproduced, or exhibited in any fashion.

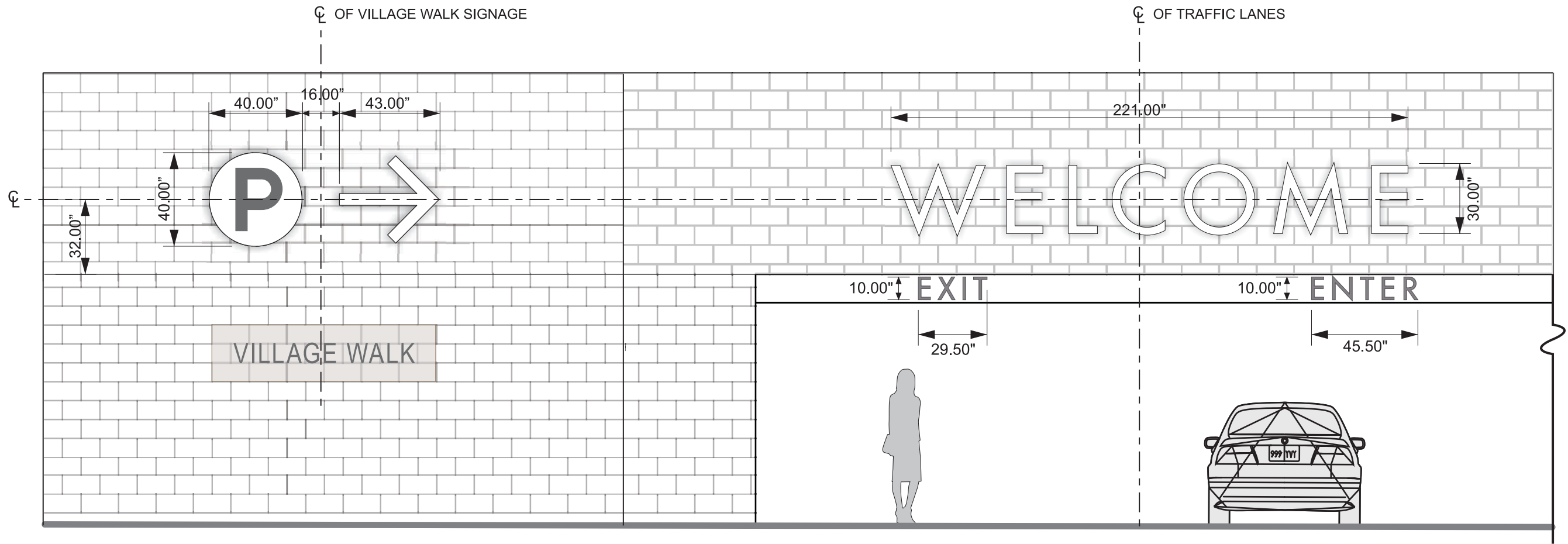


WEST BUILDING - ELEVATION

Scale: N.T.S.

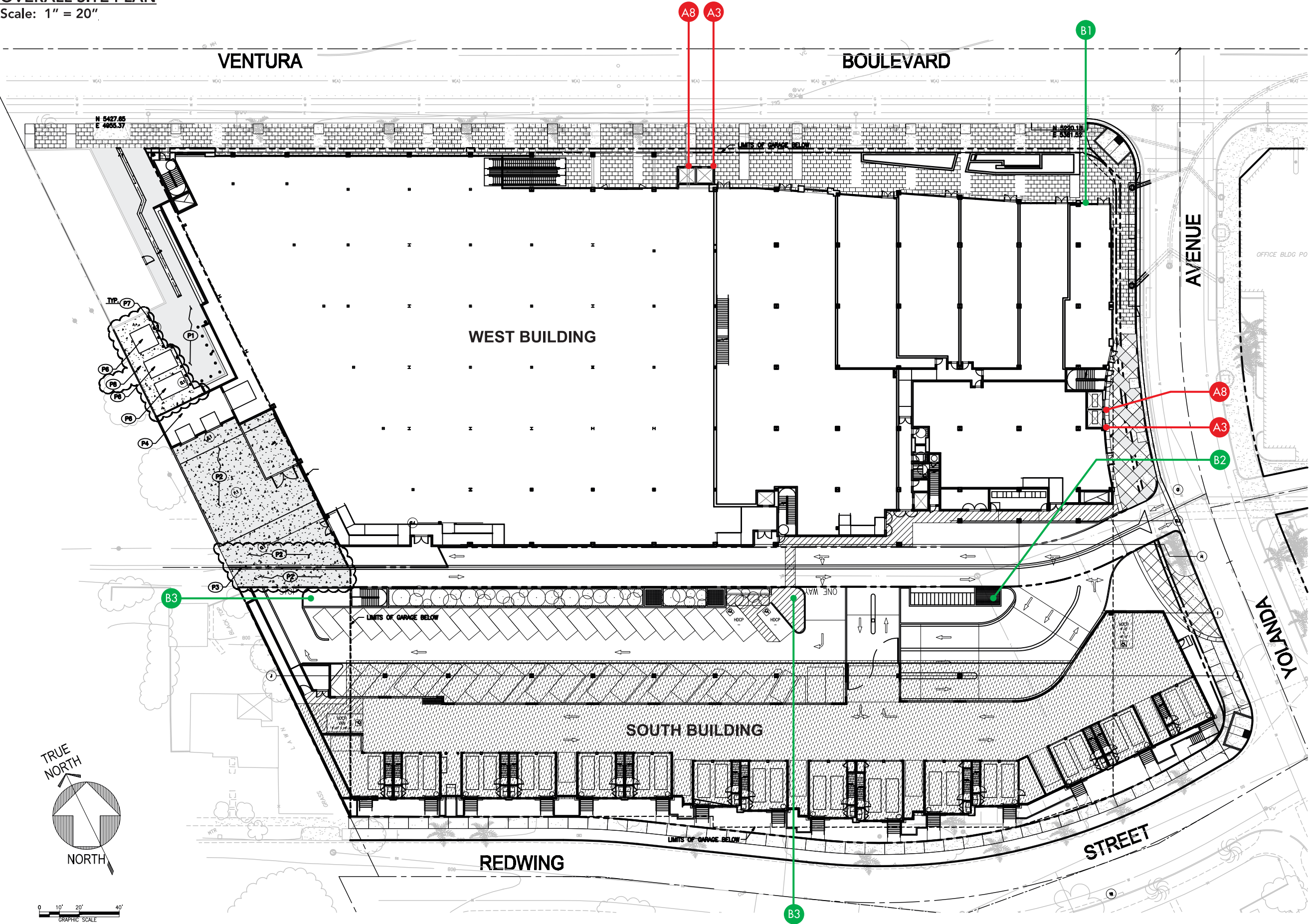
WEST BUILDING - NORTH ELEVATION

Scale: N.T.S.




FRONT ELEVATION - PARKING LOT ENTRANCE ID
Scale: 1/4" = 1'-0"

*REFER TO PAGES 2-4 FOR SIGNAGE DETAILS

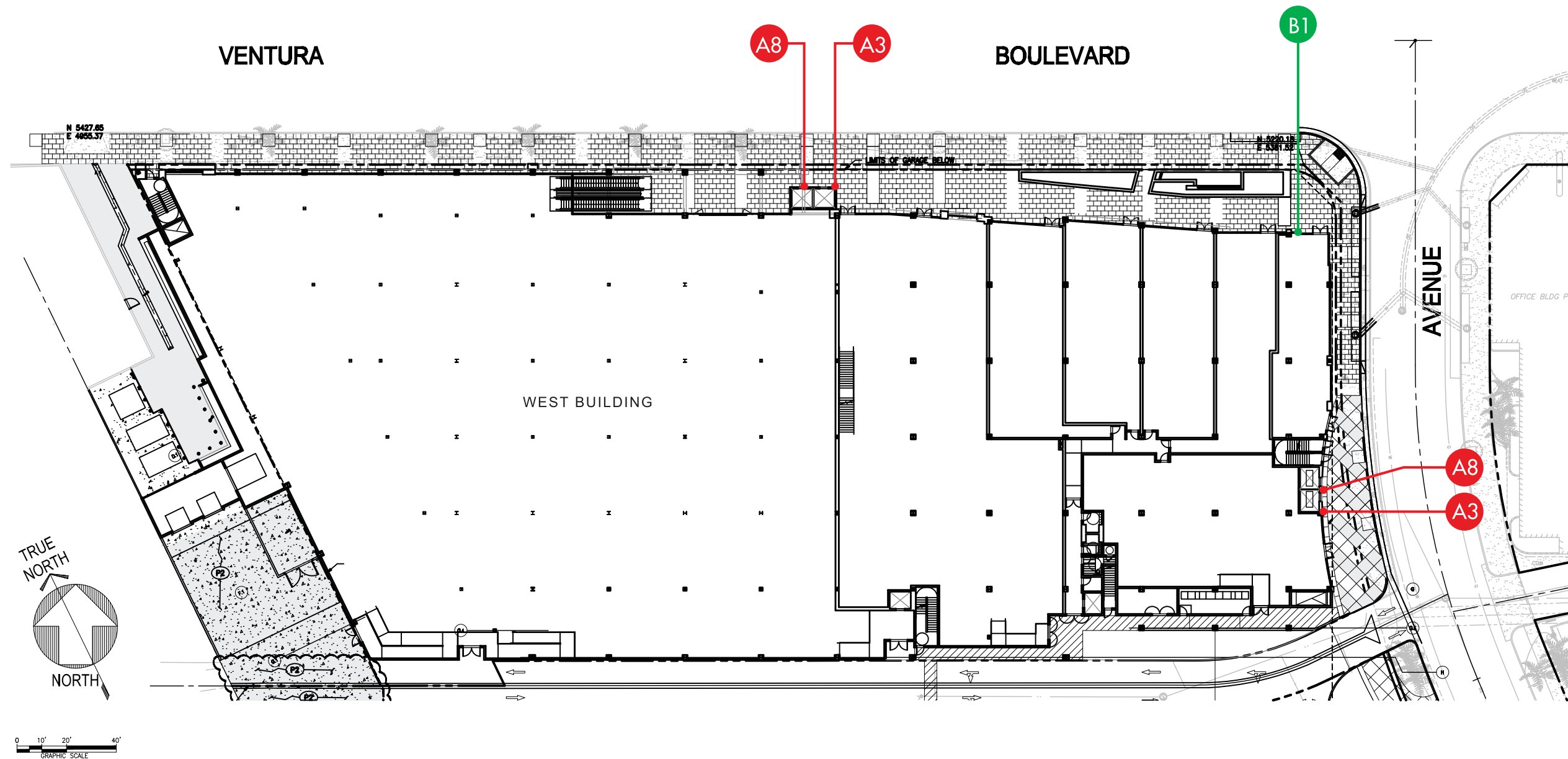


Scale: 1" = 20'



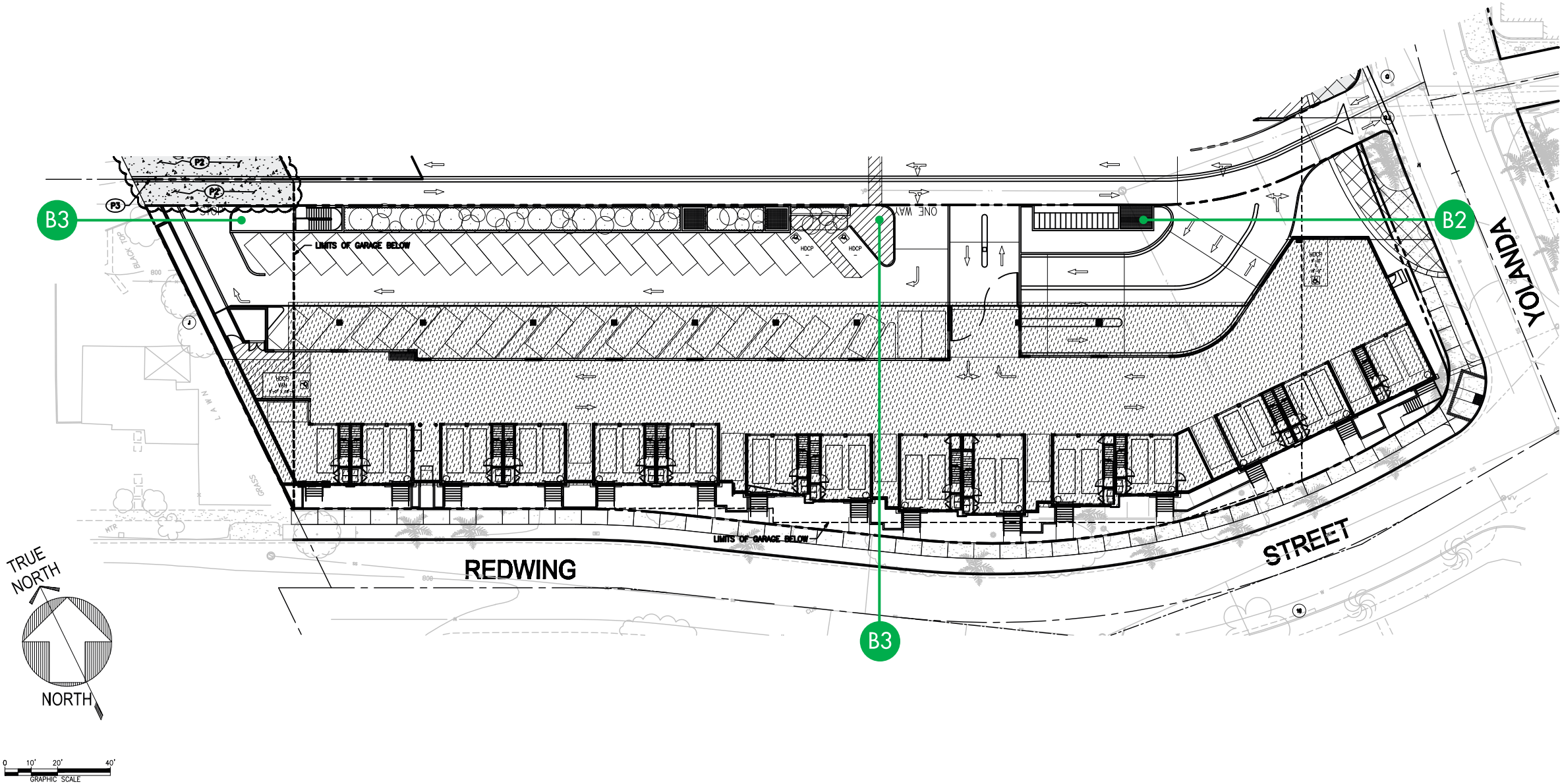
VILLAGE WALK

14 of 15



SIGN LOCATION PLAN - SOUTH BUILDING

Scale: 1" = 20"



CORPORATE OFFICE
410 Atlantic Avenue Rochester, NY 14609
IDSignsystems.com
(585) 266-5750 (585) 266-5798

CLIENT



VILLAGE WALK

DRAWING DESCRIPTION
SIGN LOCATION PLAN - GROUND

SIGN TYPE
N/A/

ACCOUNT MANAGER
P. DUDLEY

DESIGNER
NGS

QTY. DRAWING # DATE
ID#2221 2/20/2015

DATE REVISIONS REVISIONS
4/2 PERMIT DRAWINGS INITIAL
NGS

THE PURPOSE OF THIS DRAWING IS FOR
☒ Client Approval ☐ Estimating ☐ Production

I have carefully reviewed and hereby accept the drawing(s) as shown. I realize that any changes to these designs made before or after production may alter the contract price. All changes must be in writing and approved by both parties prior to production.

SIGNATURE

DATE

The custom artwork depicted herein is for representational purposes only and may not exactly match the colors of the product. This is an original unpublished drawing created by ID Signsystems, Inc. It is submitted only for your personal use in connection with a project being prepared for you by ID Signsystems, Inc. It is not to be shown to anyone outside your organization, nor is it to be use, reproduced, or exhibited in any fashion.

LISTED
UXYT.E318747

Electric signs produced at ID Signsystems, Inc. conform to UL Standards and display the Underwriter's Laboratories labels.

PAGE NUMBER